

IκB-a(Ab-32/36) Antibody

Catalog No: #21122



Package Size: #21122-1 50ul #21122-2 100ul #21122-4 25ul

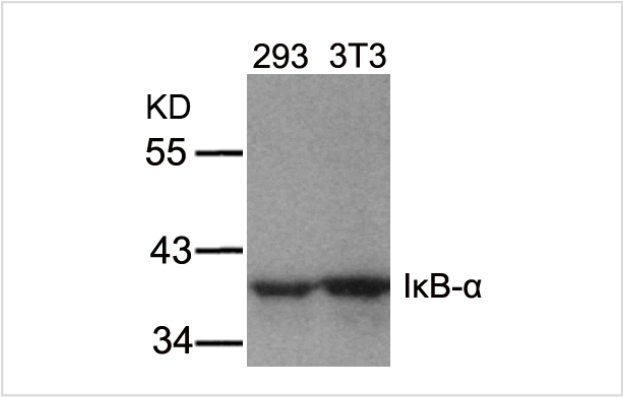
Overview

Product Name	IκB-a(Ab-32/36) Antibody
Host Species	Rabbit
Clonality	Polyclonal
Applications	WB IHC IF
Species Reactivity	Hu Ms Rt
Immunogen Type	Peptide-KLH
Target Name	IκB-a
Alternative Names	I-kappa-B-alpha; IKBA; NF-kappaB inhibitor alpha; NFKBI; NFKBIA

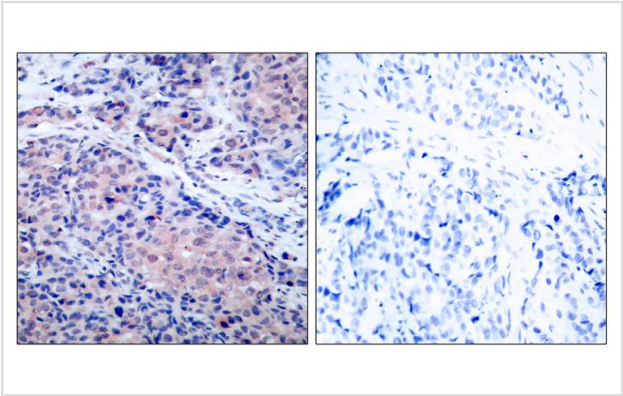
Application Details

Predicted MW: 39kd
Western blotting: 1:500~1:1000
Immunohistochemistry: 1:50~1:100
Immunofluorescence: 1:100~1:200

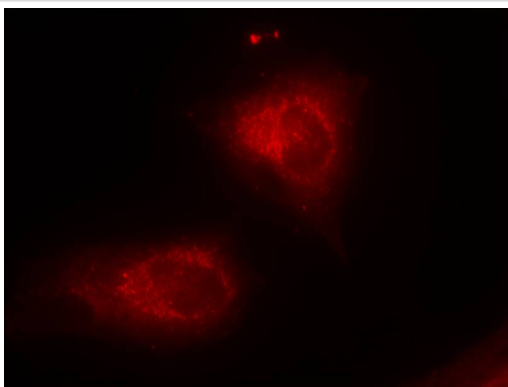
Images



Western blot analysis of extracts from 293 and 3T3 cells using IκB-a(Ab-32/36) Antibody #21122.



Immunohistochemical analysis of paraffin-embedded human breast carcinoma tissue using IκB-a(Ab-32/36) Antibody #21122(left) or the same antibody preincubated with blocking peptide(right).



Immunofluorescence staining of methanol-fixed HeLa cells using IκB-α(Ab-32/36) Antibody #21122.

Descriptions

Immunogen	Peptide sequence around aa.30~34/34~38 (H-D-S-G-L- D-S -M-K) derived from Human IκB-α.
Specificity	The antibody detects endogenous level of total IκB-α protein.
Purification	Antibodies were produced by immunizing rabbits with synthetic peptide and KLH conjugates. Antibodies were purified by affinity-chromatography using epitope-specific peptide.
Formulation	Supplied at 1.0mg/mL in phosphate buffered saline (without Mg ²⁺ and Ca ²⁺), pH 7.4, 150mM NaCl, 0.02% sodium azide and 50% glycerol.
Storage	Store at -20°C for long term preservation (recommended). Store at 4°C for short term use.
Accession NO.	Swiss-Prot: P25963NCBI Protein: NP_065390.1

Related Information

Inhibits the activity of dimeric NF-κappa-B/REL complexes by trapping REL dimers in the cytoplasm through masking of their nuclear localization signals. On cellular stimulation by immune and proinflammatory responses, becomes phosphorylated promoting ubiquitination and degradation, enabling the dimeric RELA to translocate to the nucleus and activate transcription.

Mattioli I, et al. (2004) J Immunol; 172(10): 6336-44.

Courtois G, et al. (2003) J Clin Invest; 112(7): 1108-15.

Nair A, et al. (2003) Oncogene; 22(1): 50-8.

Fan C, et al. (2002) J Cell Sci; 115(Pt 24): 4843-53.

Schubert SY, et al. (2002) FASEB J; 16(14): 1931-3.

Note: This product is for in vitro research use only and is not intended for use in humans or animals.